



UNIVERSITY OF CAMBRIDGE INTERNATIONAL EXAMINATIONS
 General Certificate of Education
 Advanced Subsidiary Level and Advanced Level

CANDIDATE
 NAME

CENTRE
 NUMBER

--	--	--	--

CANDIDATE
 NUMBER

--	--	--	--



MARINE SCIENCE

9693/01

Paper 1 AS Structured Questions

May/June 2013

1 hour 30 minutes

Candidates answer on the Question Paper.

No Additional Materials are required.

READ THESE INSTRUCTIONS FIRST

Write your Centre number, candidate number and name on all the work you hand in.

Write in dark blue or black pen.

You may use a pencil for any diagrams, graphs or rough work.

Do not use staples, paper clips, highlighters, glue or correction fluid.

DO NOT WRITE IN ANY BARCODES.

Answer **all** questions.

At the end of the examination, fasten all your work securely together.

The number of marks is given in brackets [] at the end of each question or part question.

Electronic calculators may be used.

This document consists of **14** printed pages and **2** blank pages.



1 (a) Explain what is meant by each of the following terms used in ecology.

(i) habitat
..... [1]

(ii) community
.....
.....
..... [2]

(b) Table 1.1 shows the range of particle sizes found on two different types of shore.

Table 1.1

type of shore	particle diameter/mm
sandy	0.02 to 2.0
muddy	0.002 to 0.2

(i) Compare the particle sizes of the sandy shore and the muddy shore.
.....
.....
.....
.....
.....
..... [3]

(ii) Explain how the process of sedimentation gives rise to a muddy shore.
.....
.....
.....
.....
..... [3]

(iii) Using the information in Table 1.1 and your own knowledge, explain why a rocky shore tends to have a higher biodiversity than a sandy shore.

*For
Examiner's
Use*

.....

.....

.....

.....

.....

.....

.....

..... [4]

[Total: 13]

- 2 (a) Fig. 2.1 shows the oxygen concentration at different temperatures in fresh water.

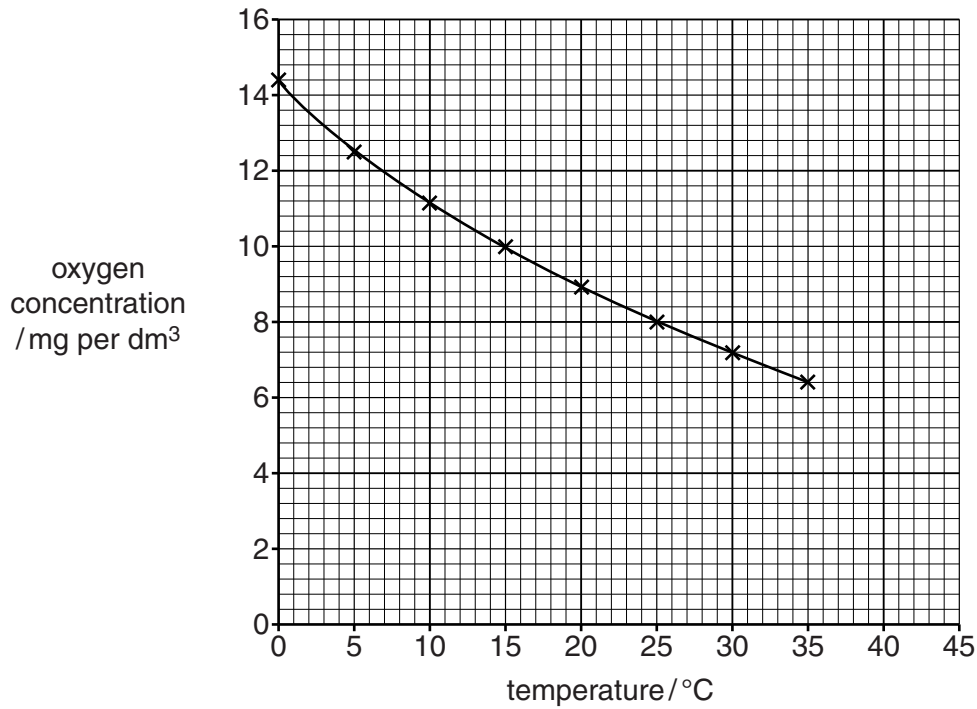


Fig. 2.1

- (i) State the change in oxygen concentration between 5 °C and 15 °C.
 [2]
- (ii) Use Fig. 2.1 to estimate the oxygen concentration at a temperature of 45 °C.
 [1]
- (iii) Table 2.1 shows the oxygen concentration in sea water at different temperatures.

Table 2.1

temperature / °C	0	5	10	15	20	25	30	35
oxygen concentration / mg per dm ³	11.4	10.0	8.6	8.0	7.4	6.4	6.0	5.4

Plot these data on Fig. 2.1. [4]

(iv) Describe the differences between the oxygen concentrations in fresh water and in sea water.

*For
Examiner's
Use*

.....

.....

.....

.....

.....

.....

.....

.....

.....

[3]

Turn over for question 3.

(c) Commercial fishing in this area targets cod and sheephead.

*For
Examiner's
Use*

Using the information in Fig. 3.1, suggest and explain **one** possible effect of commercial fishing on the population of sea otters.

.....
.....
.....
.....
.....
.....
.....
.....
.....

..... [4]

[Total: 11]

4 (a) Describe **three** pieces of evidence supporting the theory of plate tectonics.

1

.....

.....

.....

2

.....

.....

.....

3

.....

.....

..... [6]

(b) Fig. 4.1 shows one type of tectonic plate boundary.

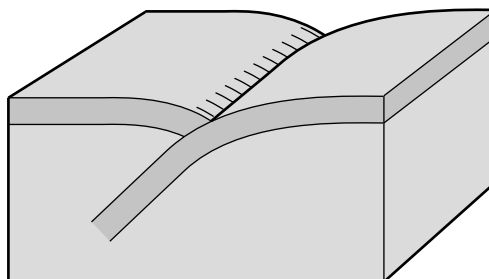


Fig. 4.1

With reference to Fig. 4.1, explain how movements at a plate tectonic boundary can lead to the formation of an ocean trench.

.....

.....

.....

.....

.....

..... [3]

(c) Explain how movements at a plate tectonic boundary can lead to the formation of a tsunami.

*For
Examiner's
Use*

.....

.....

.....

.....

.....

.....

.....

.....

.....

.....

.....

..... [4]

[Total: 13]

5 (a) (i) Explain what is meant by the term *productivity*, in marine ecosystems.

.....
.....
.....
.....
.....
.....
..... [3]

(ii) List **three** factors which affect productivity.

1
.....
2
.....
3
..... [3]

(b) Fig. 5.1 shows variations in productivity with depth in the Northeast Pacific Ocean in winter, spring and summer.

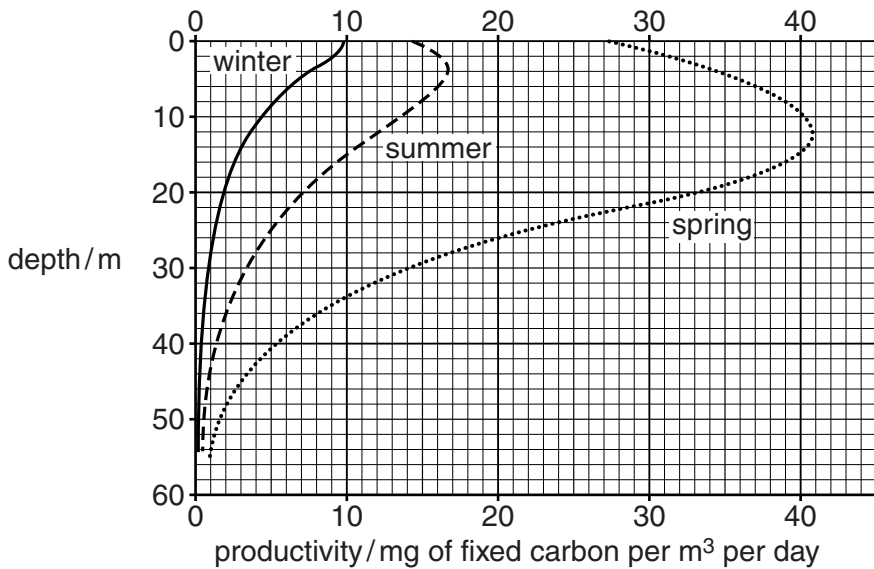


Fig. 5.1

- (i) State the depth at which the difference in productivity between winter and spring is greatest.

..... [1]

- (ii) Suggest explanations for the differences between the productivity in the Northeast Pacific Ocean in the winter and the spring.

.....
.....
.....
.....
.....
.....
.....
.....
.....
.....
..... [4]

[Total: 11]

*For
Examiner's
Use*

6 (a) Runoff is important in replenishing the reservoir of dissolved nutrients in the sea.

(i) Describe what is meant by the term *runoff*.

.....
.....
.....
.....
.....
..... [3]

(ii) Suggest how runoff can be harmful to marine organisms.

.....
.....
.....
.....
.....
..... [3]

(iii) Suggest how runoff can be beneficial to marine organisms.

.....
.....
.....
..... [2]

BLANK PAGE

Permission to reproduce items where third-party owned material protected by copyright is included has been sought and cleared where possible. Every reasonable effort has been made by the publisher (UCLES) to trace copyright holders, but if any items requiring clearance have unwittingly been included, the publisher will be pleased to make amends at the earliest possible opportunity.

University of Cambridge International Examinations is part of the Cambridge Assessment Group. Cambridge Assessment is the brand name of University of Cambridge Local Examinations Syndicate (UCLES), which is itself a department of the University of Cambridge.